



NICARAGUA EN CIFRAS

NICARAGUA IN FIGURES

2025



REFERENCIA - REFERENCE

Datos demográficos, disponibles en <http://www.inide.gob.ni> - Population data, available online at <http://www.inide.gob.ni>

Indicadores económicos, disponibles en <http://www.bcn.gob.ni> - Economic indicators, available online at <http://www.bcn.gob.ni>

© Banco Central de Nicaragua

Paso a Desnivel Nejapa, 100 metros al este,
Pista Héroes de la Insurrección
Managua, Nicaragua

Apartado Postal 2252 y 2253
Teléfono: (505) 2255 7171

Página web: <http://www.bcn.gob.ni>
Correo electrónico: info@bcn.gob.ni

Fax: 2265 1246

Publicación y distribución: Banco Central de Nicaragua

CONTENIDO - CONTENT

INDICADORES GENERALES - GENERAL INDICATORS

| | |
|--|---|
| Datos geográficos - Geographic data | 1 |
| Indicadores económicos - Economic indicators | 2 |
| Indicadores sociales - Social indicators | 3 |

CONTEXTO REGIONAL - REGIONAL CONTEXT

| | |
|---|---|
| Indicadores económicos - Economic indicators | 4 |
| Indicadores sociales seleccionados 2024 - Selected social indicators 2024 | 5 |

SECTOR REAL - REAL SECTOR

| | |
|--|----|
| Producto interno bruto por actividad económica - Gross domestic product by activity | 6 |
| Producto interno bruto por el gasto - Gross domestic product by expenditure | 7 |
| Ingreso nacional - National income | 8 |
| Valor agregado de agricultura, pecuario, silvicultura, pesca y minería - Value added of agriculture, livestock, forestry, fishing and mining | 9 |
| Producción pecuaria - Livestock production | 10 |
| Valor agregado del sector manufactura, según industrias seleccionadas - Value added of Manufacturing sector output for selected industries | 11 |
| Valor agregado de las actividades servicio y comercio - Value added of services and commercial activities | 12 |

PRECIOS - PRICES

| | |
|--|----|
| Índice de precios al consumidor (2006=100) - Consumer price index (2006=100) | 13 |
| Índice de precios sectoriales - Sector - specific price index | 14 |

SECTOR EXTERNO - EXTERNAL SECTOR

| | |
|--|----|
| Balanza de pagos ^{1/} - Balance of payments ^{1/} | 15 |
| Comercio exterior de bienes - Trade balance | 16 |
| Exportaciones de mercancías (FOB) por productos - Merchandise exports by product (FOB) | 17 |
| Exportaciones de zona franca (FOB) por productos - Free zone exports (FOB) by products | 18 |
| Exportaciones de mercancías más zona franca por países de destino, 2025 - Merchandise and free zone exports by countries, 2025 | 19 |
| Importaciones de mercancías por uso económico - Merchandise imports by economic use | 20 |
| Inversión extranjera directa en Nicaragua por sector de destino - Foreign direct investment in Nicaragua by destination sector | 21 |

FINANZAS - FINANCE

| | |
|--|----|
| Activos y pasivos de instituciones financieras reguladas - Assets and liabilities of regulated financial institutions | 22 |
| Cartera de crédito de la banca al sector privado - Bank credit to private sector | 23 |
| Tasas de interés de bancos comerciales ^{1/} - Commercial bank interest rates ^{1/} | 24 |
| Transacciones bursátiles por emisor ^{1/} - Stock exchange transactions by issuer ^{1/} | 25 |
| Tipo de cambio promedio de compra respecto al dólar de EUA - Average purchase exchange rate, with respect to the US dollar | 26 |
| Estructura funcional del gasto del Gobierno Central - Central Government expenditure by destination | 27 |
| Ingresos del Gobierno Central ^{1/} - Central Government revenues ^{1/} | 28 |

TURISMO - TOURISM

| | |
|--|----|
| Llegada de visitantes y hoteles - Visitor arrivals and hotels | 29 |
| Llegada de visitantes por tipo de transporte - Arrival of visitors by type of transport | 29 |
| Principales regiones de procedencia de turistas ^{1/} - Main regions of origin of tourists ^{1/} | 30 |

| | |
|--|----|
| Ingresos por turismo - Tourism income | 31 |
| Composición del valor agregado turístico por actividad económica 2025- Composition of tourism value added by economic activity, 2025 | 32 |
| Estructura de consumo por tipo de turismo, 2025 - Structure of tourism consumption by type, 2025 | 33 |

CONSTRUCCIÓN Y BIENES RAÍCES - CONSTRUCTION AND REAL ESTATE

| | |
|---|----|
| Área construida por destino económico - Built area by economic sector | 34 |
| Valor del área construida por destino económico - Building costs value by type of construction..... | 34 |
| Inversión pública por sectores ^{1/} - Public investment by sector ^{1/} | 35 |

SERVICIOS PÚBLICOS - UTILITIES

| | |
|---|----|
| Consumo facturado de agua y electricidad - Billed water and electricity consumption | 36 |
| Generación bruta de energía eléctrica - Gross electricity generation | 37 |

TRANSPORTE Y COMUNICACIONES - TRANSPORT AND COMMUNICATIONS

| | |
|---|----|
| Carga transportada - Cargo transportation | 38 |
| Transporte de pasajeros - Passenger transport | 39 |
| Servicios Postales - Postal services..... | 39 |

POBLACIÓN - POPULATION

| | |
|--|----|
| Población de Nicaragua por grupo de edades, 2025 - Population of Nicaragua by age group, 2025 | 40 |
| Población perteneciente a pueblos indígenas o comunidades étnicas - Population belonging to ethnic communities | 41 |
| Indicadores demográficos - Demographic indicators | 42 |

FUERZA LABORAL - LABOR FORCE

| | |
|---|----|
| Principales indicadores del mercado laboral - Main indicators of the labor market | 43 |
| Afiliados al INSS según actividad económica - Social security members by economic activity | 44 |
| Salarios promedios afiliados al INSS según actividad económica - Nominal average wage of social security members by economic activity | 45 |

NIVELES DE SEGURIDAD - SECURITY LEVELS

| | |
|--|----|
| Tasa de homicidios en Centroamérica 2025 - 2025 Homicide rate in Central America | 46 |
|--|----|

CALIFICACIÓN SOBERANA - SOVEREIGN RATING

| | |
|--|----|
| Calificaciones y perspectiva de Centroamérica y República Dominicana - Sovereign ratings and outlook of Central America and the Dominican Republic. | 47 |
| Calificación crediticia soberana de Nicaragua - Nicaraguas sovereign credit rating | 48 |

INDICADORES GENERALES - GENERAL INDICATORS

Datos geográficos - Geographic data

| | |
|--|---|
| Nombre oficial - Official name | República de Nicaragua - Republic of Nicaragua |
| Capital - Capital | Managua |
| Idioma oficial - Official language | Español - Spanish |
| Población - Population | 6.9 millones - 6.9 millions |
| División política administrativa - Political administrative division | 15 departamentos y 2 regiones autónomas - 15 departments and 2 autonomous regions |
| Moneda - currency | Córdoba |
| Superficie total (km ²) - Total land area (sq km) | 130,373.5 |
| Superficie tierra firme ^{1/} - Mainland ^{1/} | 120,339.5 |
| Superficie territorio insular - Insular territory | 517.4 |
| Extensión de lagos y lagunas ^{1/} - Lakes and lagoons ^{1/} | 10,407.3 |
| Extensión del lago Cocibolca - Cocibolca lake | 8,138.1 |
| Extensión del lago Xolotlán - Xolotlan lake | 1,052.9 |
| Cuencas hidrográficas - Hydrographic basins | 21 |
| Lagunas - Lagoons | 26 |
| Cumbres montañosas (más de 1,000 mts) - Mountains (higher than 1,000 mts) | 61 |
| Volcanes - Volcanoes | 28 |
| Activos - Active | 7 |
| Inactivos - Not active | 21 |
| Temperatura máxima absoluta °C (anual) - Maximum temperature (°C) | 37 |
| Temperatura mínima absoluta °C (anual) - Minimum temperature (°C) | 20 |
| Humedad relativa del aire (anual) - Relative humidity (annual) | 63% - 88% |

1/ : Incluyendo islas - Islands included.

Fuente - Source: INIDE, INITER y BCN.

Indicadores económicos - Economic indicators

| Indicadores - Indicators | 2023 | 2024 | 2025 |
|--|----------|----------|----------|
| Producto Interno Bruto (US\$ millones) - Gross domestic product, GDP (US\$ millions) | 17,805.8 | 19,696.3 | 22,237.2 |
| Producto Interno Bruto per cápita (US\$) - Per capita GDP (US\$) | 2,617.0 | 2,865.0 | 3,201.3 |
| Crecimiento real de la economía (%) - Real GDP growth (%) | 4.4 | 3.6 | 4.9 |
| Inflación (%) - Inflation (%) | 5.6 | 2.8 | 2.7 |
| Tipo de cambio oficial promedio (C\$ x US\$) - Average exchange rate (C\$ x US\$) | 36.4 | 36.6 | 36.6 |
| Producción del sector industrial (US\$ millones) - Manufacturing sector production (US\$ millions) | 9,252.6 | 9,507.0 | 10,122.4 |
| Producción del sector primario (US\$ millones) ^{1/} - Primary sector production (US\$ millions) ^{1/} | 5,694.8 | 6,066.2 | 7,211.4 |
| Exportaciones de bienes y servicios (US\$ millones) - Exports of goods and services (US\$ millions) | 8,247.6 | 8,134.6 | 9,319.6 |
| Importaciones de bienes y servicios (US\$ millones) - Imports of goods and services (US\$ millions) | 10,518.8 | 11,268.0 | 12,184.9 |
| Oferta monetaria (M1A) (US\$ millones) - Money supply (M1A) (US\$ millions) | 3,426.2 | 3,897.1 | 4,328.3 |
| Reservas Internacionales Brutas (US\$ millones) - Gross international reserves (US\$ millions) | 5,447.0 | 6,105.1 | 8,324.8 |
| Deuda pública interna (US\$ millones) ^{2/} - Domestic public debt (US\$ millions) ^{2/} | 1,542.4 | 1,517.6 | 1,856.1 |
| Deuda externa pública (US\$ millones) - External public debt (US\$ millions) | 8,549.0 | 8,657.7 | 8,836.6 |

1/ : Corresponde al valor bruto de producción de agricultura, pecuario, silvicultura, pesca y minería - Corresponds to the gross value of production of agriculture, livestock, forestry, fishing and mining.

2/ : Incluye deuda del Gobierno y del Banco Central de Nicaragua con el sector privado - It includes Government and Central Bank debt with private sector.

Fuente - Source: INIDE, MHCP y BCN.

Indicadores sociales - Social indicators

| Indicadores - Indicators | 2023 | 2024 | 2025 |
|---|---------|---------|---------|
| Población total (miles) ^{1/} - Total population (thousands) ^{1/} | 6,803.9 | 6,874.7 | 6,946.3 |
| Gasto gubernamental en educación (% PIB) ^{2/} - Government spending on education (% GDP) ^{2/} | 3.7 | 3.5 | 3.0 |
| Gasto gubernamental en salud (% PIB) ^{3/} - Government spending on health (% GDP) ^{3/} | 3.6 | 3.2 | 3.6 |
| Gasto gubernamental en salud (US\$ por habitante) - Government spending on health (US\$ per person) | 93.7 | 92.8 | 116.7 |

1/ : INIDE, estimación y proyección de población nacional - INIDE, national population estimate and projection.

2/ : Incluye el sector de educación - Includes the education sector.

3/ : Incluye el sector de salud - Includes the health sector.

Fuente - Source: INIDE y MHCP.

CONTEXTO REGIONAL - REGIONAL CONTEXT

Indicadores económicos - Economic indicators

| Indicadores - Indicators | Nicaragua | Costa Rica | El Salvador | Guatemala | Honduras | República Dominicana |
|---|-----------|------------|-------------|-----------|----------|----------------------|
| Crecimiento real del PIB (%) - Real GDP growth (%) | 4.9 | 4.6 | 3.9 | 4.3 | 3.8 | 2.1 |
| PIB nominal per cápita (US\$) - Per capita GDP (US\$) | 3,201.3 | 19,490.0 | 5,712.0 | 6,617.0 | 3,626.0 | 11,055.0 |
| Inflación (%) - Inflation rate (%) | 2.7 | (1.2) | 0.9 | 1.7 | 2.7 | 5.0 |
| Cuenta corriente a PIB (%) - Current account (as % GDP) | 4.2 | (0.7) | (3.5) | 4.7 | 3.9 | (1.2) |
| RIN a importaciones (en meses de importación) - Net international reserves/imports (number of times) | 8.7 | 10.2 | 3.1 | 12.4 | 7.2 | 7.0 |
| Deuda pública externa a PIB - External public debt (as % GDP) | 39.7 | 18.0 | 41.5 | 12.1 | 27.1 | 36.4 |
| Saldo operacional del Gobierno Central a PIB (incluye donaciones) - Operational balance of Central Government including grants (as % GDP) | 3.6 | (3.4) | (3.4) | (1.9) | (1.8) | (3.6) |

Fuente - Source: INIDE y BCN, para Nicaragua - INIDE and BCN, for Nicaragua.

: SECMCA y CEPAL, para el resto de países - SECMCA and CEPAL, for the rest of the countries.

Indicadores sociales seleccionados 2025 - Selected social indicators 2025

| Indicadores - Indicators | Nicaragua | Costa Rica | El Salvador | Guatemala | Honduras | República Dominicana |
|---|-----------|------------|-------------|-----------|----------|----------------------|
| Población (miles de personas) ^{1/} - Population (thousands) ^{1/} | 6,946.4 | 5,153.0 | 6,365.5 | 18,687.9 | 11,005.8 | 11,520.5 |
| Tasa de crecimiento de la población (tasa anual media por cada cien habitantes) - Population annual growth rate (average annual rate per hundred inhabitants) | 1.0 | 0.5 | 0.4 | 1.5 | 1.7 | 0.8 |
| Porcentaje de la población urbana (porcentaje de la población total) - Percentage of urban population (as % total population) | 59.0 | 84.2 | 75.5 | 63.5 | 59.1 | 85.2 |
| Tasa de natalidad (tasa bruta por cada mil habitantes) - Birth rate (Gross birth rate per thousand inhabitants) | 18.9 | 9.8 | 15.4 | 20.3 | 21.3 | 17.3 |
| Tasa de fecundidad (número de hijos por mujer) - Fertility rate (Number of children per woman) | 2.2 | 1.3 | 1.8 | 2.3 | 2.5 | 2.2 |
| Esperanza de vida al nacer (años, promedio) - Life expectancy at birth (years, average) | 76.7 | 81.2 | 72.5 | 72.9 | 73.2 | 74.0 |
| Tasa de mortalidad (tasa bruta por cada mil habitantes) - Mortality rate (Gross mortality rate per thousand inhabitants) | 4.8 | 5.7 | 7.5 | 4.9 | 4.6 | 6.3 |

1/ : INIDE, estimación y proyección de población nacional - INIDE, national population estimate and projection.

Fuente - Source: INIDE, para Nicaragua - INIDE, for Nicaragua.

: CEPAL, para el resto de países - CEPAL, for the rest of the countries.

SECTOR REAL - REAL SECTOR

Producto interno bruto por actividad económica - Gross domestic product by activity

| Conceptos - Concepts | Crecimiento PIB real - Real GDP growth | | | Participación PIB nominal - Nominal GDP participation | | |
|--|--|--------------------|--------------------|---|--------------------|--------------------|
| | 2023 ^{p/} | 2024 ^{p/} | 2025 ^{p/} | 2023 ^{p/} | 2024 ^{p/} | 2025 ^{p/} |
| Total | 4.4 | 3.6 | 4.9 | 100.0 | 100.0 | 100.0 |
| Impuestos netos a productos - Net taxes on products | 8.7 | 6.4 | 6.4 | 11.0 | 11.2 | 11.1 |
| Agricultura - Agriculture | (6.1) | (0.8) | (2.9) | 8.1 | 7.6 | 7.6 |
| Pecuario - Livestock | 1.4 | 1.3 | 6.3 | 6.0 | 5.7 | 5.7 |
| Silvicultura y extracción de madera - Forestry | 1.4 | 1.0 | (2.1) | 0.8 | 0.8 | 0.7 |
| Pesca y acuicultura - Fishing | (14.6) | (8.7) | (10.2) | 0.4 | 0.4 | 0.4 |
| Explotación de minas y canteras - Mining and quarrying | 13.5 | (0.3) | 7.4 | 5.2 | 5.8 | 8.3 |
| Industrias manufactureras - Manufacturing | 2.5 | 0.4 | 5.1 | 14.4 | 13.4 | 12.6 |
| Construcción - Construction | 8.5 | 18.4 | 17.3 | 4.8 | 5.5 | 6.0 |
| Electricidad - Electricity | 12.7 | 2.0 | (5.6) | 2.5 | 2.5 | 2.2 |
| Agua - Water supply | 3.9 | 4.2 | 4.3 | 0.3 | 0.3 | 0.2 |
| Comercio - Trade | 7.2 | 6.2 | 9.3 | 11.7 | 11.8 | 11.6 |
| Hoteles y restaurantes - Hotels and restaurants | 24.3 | 10.7 | 8.0 | 3.8 | 4.2 | 4.3 |
| Transporte y comunicaciones - Transport and communications | 4.5 | 4.4 | 5.0 | 4.8 | 4.9 | 4.6 |
| Intermediación financiera y servicios conexos - Financial intermediation | 4.5 | 5.7 | 4.9 | 4.4 | 4.7 | 4.7 |
| Propiedad de vivienda - Housing | 1.6 | 2.0 | 2.0 | 4.5 | 4.3 | 3.9 |
| Administración pública y defensa - Public administration and defense | 1.1 | 0.5 | (3.4) | 3.9 | 4.0 | 3.6 |
| Enseñanza - Education | 0.9 | 1.2 | 0.2 | 3.9 | 3.8 | 3.6 |
| Salud - Health | 1.8 | 0.9 | 1.8 | 2.4 | 2.3 | 2.2 |
| Otros servicios - Other services | 3.5 | 1.9 | 4.1 | 7.0 | 6.9 | 6.7 |

p/ : Preliminar - Preliminary.

e/ : Estimado - Estimated.

Fuente - Source: BCN.

Producto interno bruto por el gasto - Gross domestic product by expenditure

(participación porcentual - porcentaje participation)

| Conceptos - Concepts | 2023 ^{p/} | 2024 ^{p/} | 2025 ^{e/} |
|--|--------------------|--------------------|--------------------|
| Total | 100.0 | 100.0 | 100.0 |
| Consumo del Gobierno - Government consumption | 12.9 | 12.3 | 11.4 |
| Del cual - Of which | | | |
| Gasto de consumo individual - individual consumption expenditure | 6.0 | 5.7 | 5.4 |
| Gasto de consumo colectivo - Collective consumption expenditure | 6.9 | 6.5 | 6.0 |
| Consumo individual de hogares e ISFLSH - individual consumption of households and NPISHs | 78.2 | 80.2 | 76.1 |
| Formación bruta de capital fijo - Gross fixed capital formation | 21.4 | 23.0 | 24.6 |
| Cambios en los inventarios - Changes in inventory | 0.7 | 1.8 | 1.1 |
| Exportaciones netas de bienes y servicios - Net export of goods and services | (13.3) | (17.2) | (13.3) |

p/ : Preliminar - Preliminary.

e/ : Estimado - Estimated.

Nota - note : El consumo se desagrega, en consumo del gobierno individual y colectivo y consumo individual de hogares e ISFLSH - Consumption is divided, into Government consumption individual and collective and individual consumption of households and NPISHs.

Fuente - Source: BCN.

Ingreso nacional - National income

| Conceptos - Concepts | 2023 ^{p/} | 2024 ^{p/} | 2025 ^{e/} |
|---|--------------------|--------------------|--------------------|
| Ingreso nacional bruto (millones de dólares) - Gross national income (millions of dollars) | 17,007.5 | 18,799.7 | 21,091.7 |
| Ingreso nacional bruto per cápita (dólares) - Gross national income per capita (dollars) | 2,499.7 | 2,734.6 | 3,036.4 |
| Producto Interno Bruto (millones de dólares) - Gross Domestic Product (millions of dollars) | 17,805.8 | 19,696.3 | 22,237.2 |

p/ : Preliminar - Preliminary.

e/ : Estimado - Estimated.

Fuente - Source: BCN.

Valor agregado de agricultura, pecuario, silvicultura, pesca y minería - Value added of agriculture, livestock, forestry, fishing and mining

(millones de dólares - millions of dollars)

| Conceptos - Concepts | 2023 ^{p/} | 2024 ^{p/} | 2025 ^{e/} |
|--|--------------------|--------------------|--------------------|
| Total industrias - All industries | 3,648.9 | 3,998.8 | 5,058.9 |
| Actividades agrícolas - Agricultural activities | 1,449.6 | 1,496.6 | 1,700.0 |
| Café oro - Green coffee | 419.1 | 417.6 | 650.3 |
| Caña de azúcar - Sugar cane | 100.0 | 127.2 | 128.3 |
| Granos básicos - Basic grains | 337.5 | 295.2 | 253.8 |
| Otros productos agrícolas - Other agricultural products | 593.1 | 656.6 | 667.6 |
| Actividades pecuarias - Livestock activities | 1,067.2 | 1,131.8 | 1,263.8 |
| Actividades silvícolas - Forestry activities | 134.8 | 152.7 | 164.7 |
| Actividades pesqueras y acuícolas - Fisheries and aquaculture activities | 77.8 | 79.2 | 90.8 |
| Actividades de minería - Mining activities | 919.5 | 1,138.6 | 1,839.6 |

p/ : Preliminar - Preliminary.

e/ : Estimado - Estimated.

Fuente - Source: BCN.

Producción pecuaria - Livestock production

(miles - thousands)

| Conceptos - Concepts | 2023 | 2024 ^{p/} | 2025 ^{p/} |
|---|----------|--------------------|--------------------|
| Ganado vacuno - Cattle | | | |
| Matanza industrial - Industrial slaughter | | | |
| Reses (Cabezas) - Cattle (heads) | 645.1 | 656.4 | 767.0 |
| Matanza municipal - Municipal slaughter | | | |
| Reses (Cabezas) - Cattle (heads) | 107.9 | 107.8 | 107.5 |
| Matanza total - Total slaughter | | | |
| Reses (Cabezas) - Cattle (heads) | 753.0 | 764.3 | 874.4 |
| Avicultura - Poultry farming | | | |
| Aves (Unidades) - Poultry (units) | 70,511.8 | 77,517.9 | 82,506.5 |
| Huevos (Docenas) - Eggs (dozen) | 56,514.2 | 57,183.2 | 58,106.3 |

p/ : Preliminar - Preliminary.

Fuente - Source: MAG.

Valor agregado del sector manufactura, según industrias seleccionadas - Value added of Manufacturing sector output for selected industries

(millones de dólares - millions of dollars)

| Industrias - Industries | 2023 ^{p/} | 2024 ^{p/} | 2025 ^{e/} |
|---|--------------------|--------------------|--------------------|
| Total | 2,569.8 | 2,644.5 | 2,799.3 |
| Carnes y pescados - Meat and fish | 384.5 | 384.9 | 481.6 |
| Azúcar - Sugar | 143.5 | 160.4 | 165.6 |
| Lácteos - Dairy products | 178.4 | 188.4 | 175.2 |
| Otros alimentos de origen industrial - Other food of industrial source | 305.1 | 359.4 | 374.8 |
| Bebidas - Beverages | 195.1 | 239.6 | 216.7 |
| Tabaco - Tobacco | 95.4 | 109.8 | 114.8 |
| Hilados, tejidos, ropa, cuero y calzado - Yarns, weavies, clothes, leather and footwear | 384.4 | 389.9 | 383.4 |
| Productos de madera - Wood production | 29.9 | 32.8 | 35.9 |
| Elaboración de muebles y otros productos transportables - Furniture and other portable products | 42.5 | 40.1 | 34.3 |
| Productos de papel e impresos - Printed and paper products | 40.4 | 34.2 | 37.1 |
| Productos de petróleo refinado - Refined oil products | 200.9 | 151.0 | 221.6 |
| Productos químicos de caucho y plásticos - Plastic and rubber chemical products | 90.3 | 97.0 | 104.0 |
| Vidrio y otros productos no metálicos - Glass and other non metallic products | 82.6 | 84.5 | 89.7 |
| Metales y productos metálicos elaborados - Metals and elaborated metallic products | 40.3 | 40.2 | 44.8 |
| Maquinaria y equipo de transporte - Machinery and transport equipment | 356.7 | 332.2 | 319.9 |

p/ : Preliminar - Preliminary.

e/ : Estimado - Estimated.

Fuente - Source: BCN.

Valor agregado de las actividades servicio y comercio - Value added of services and commercial activities

(millones de dólares - millions of dollars)

| Actividades - Activities | 2023 ^{p/} | 2024 ^{p/} | 2025 ^{e/} |
|---|--------------------|--------------------|--------------------|
| Total Servicios - Services | 4,583.4 | 5,044.8 | 5,433.3 |
| Transporte y comunicaciones - Transport and communications | 860.2 | 960.1 | 1,024.2 |
| Intermediarios financieros - Financial intermediation | 780.2 | 919.0 | 1,038.0 |
| Propiedad de vivienda - Housing | 806.4 | 837.9 | 858.0 |
| Servicios personales y empresariales - Personal and enterprise services | 1,637.6 | 1,787.7 | 1,978.1 |
| Energía y agua potable - Electricity and water distribution | 498.8 | 540.2 | 535.0 |
| Total Comercio - Commerce | 2,764.6 | 3,149.1 | 3,536.1 |
| Comercio - Commerce | 2,085.5 | 2,322.4 | 2,584.5 |
| Hoteles y restaurantes - Hotels and restaurants | 679.1 | 826.7 | 951.6 |

p/ : Preliminar - Preliminary.

e/ : Estimado - Estimated.

Fuente - Source: BCN.

PRECIOS - PRICES

Índice de precios al consumidor (2006=100) - Consumer price index (2006=100)

(variación porcentual anual - annual percentage change)

| Divisiones - Major groups | 2023 | 2024 | 2025 |
|---|------------|------------|------------|
| Índice general - All groups | 5.6 | 2.8 | 2.7 |
| Alimentos y bebidas no alcohólicas - Food and beverages | 7.3 | 3.2 | 2.9 |
| Bebidas alcohólicas, tabaco y estupefacientes - Alcoholic beverages, tobacco and narcotics | 14.9 | 2.1 | 2.0 |
| Prendas de vestir y calzado - Clothing and footwear | 5.2 | 3.6 | 1.5 |
| Alojamiento, agua, electricidad, gas y otros combustibles - Housing, water, electricity, gas and other fuels | 2.3 | 1.1 | 1.0 |
| Muebles, artículos para el hogar y la conservación ordinaria del hogar - Furniture, house equipment and maintenance | 5.1 | 2.0 | 2.7 |
| Salud - Health | 3.7 | 1.2 | 1.3 |
| Transporte - Transportation | 1.9 | 2.0 | 1.4 |
| Comunicaciones - Communications | 1.0 | (0.5) | 0.9 |
| Recreación y cultura - Culture and recreation | (7.5) | (6.2) | (0.9) |
| Educación - Education | 4.9 | 4.9 | 7.0 |
| Restaurante y hoteles - Restaurants and hotels | 10.2 | 6.4 | 3.8 |
| Bienes y servicios diversos - Miscellaneous goods and services | 7.9 | 3.8 | 3.8 |

Fuente - Source: INIDE.

Índice de precios sectoriales - Sector - specific price index

(variación porcentual promedio anual - annual percentage change)

| Conceptos - Concepts | 2023 | 2024 | 2025 |
|--|-------------|------------|------------|
| Índice de precios al productor (IPP) (2006 =100) - Producer price index (IPP), (2006 =100) | 4.6 | 3.7 | 4.3 |
| De valor unitario de exportaciones (2006=100) - export prices (2006=100) | 2.6 | 4.5 | 9.8 |
| De valor unitario de importaciones (2006=100) - import prices (2006=100) | (3.0) | (2.4) | (0.6) |
| Todos los materiales de construcción (base = 2006) - All construction materials (base = 2006) | 10.9 | 3.5 | 4.4 |
| Maderas y techos - Woods and roofs | 11.3 | 5.2 | 7.4 |
| Cemento y derivados - Cement and related materials | 7.3 | 4.5 | 6.8 |
| Electricidad e iluminación - Electricity and lightning | 12.8 | 3.0 | 4.8 |
| Metales y derivados - Metals and related materials | 14.7 | 1.2 | (0.7) |
| Sanitarios y pisos - Restrooms and floors | 5.1 | 0.1 | 0.6 |

Fuente - Source: INIDE y BCN.

SECTOR EXTERNO - EXTERNAL SECTOR

Balanza de pagos^{1/} - Balance of payments^{1/}

(millones de dólares - millions of dollars)

| Conceptos - Concepts | 2023 ^{p/} | 2024 ^{p/} | 2025 ^{p/} |
|--|--------------------|--------------------|--------------------|
| A. Cuenta corriente - Current account | 1,473.1 | 984.8 | 2,101.6 |
| Bienes - Goods | (2,691.9) | (3,125.5) | (2,752.5) |
| Exportaciones de bienes ^{2/} - Exports of goods ^{2/} | 6,688.3 | 6,836.5 | 7,981.3 |
| Importaciones de bienes ^{2/} - Imports of goods ^{2/} | (9,380.2) | (9,962.0) | (10,733.8) |
| Servicios - Services | 420.7 | (7.9) | (112.7) |
| Créditos - Credits | 1,559.3 | 1,298.1 | 1,338.3 |
| Débitos - Debits | (1,138.6) | (1,306.0) | (1,451.0) |
| Otros ingresos netos - Other net income | 3,744.3 | 4,118.2 | 4,966.9 |
| B. Cuenta de capital - Capital account | 73.4 | 28.7 | 16.1 |
| C. Cuenta Financiera - Financial account | 413.0 | (546.9) | 1,180.5 |
| Inversión extranjera directa neta - Net foreign direct investment | (1,060.4) | (1,309.3) | (1,469.6) |
| Inversión de cartera neta - Net portfolio investment | (232.9) | (117.2) | (17.3) |
| Otra inversión neta - Other Net investment | 692.1 | 238.8 | 501.3 |
| Activos de reserva - Reserve assets | 1,014.3 | 640.8 | 2,166.1 |
| D. Errores y omisiones netos - Net errors and omissions | (1,133.5) | (1,560.4) | (937.2) |

1/ : Según el sexto manual de balanza de pagos y PII del FMI - According to IMF balance of payments and IIP manual, 6th. edition.

2/ : Incluye exportaciones e importaciones de la zona franca y otros bienes - Include exports and imports from free zone and others goods.

p/ : Preliminar - Preliminary.

Fuente - Source: BCN.

Comercio exterior de bienes - Trade balance

(millones de dólares - millions of dollars)

| Conceptos - Concepts | 2023 ^{p/} | 2024 ^{p/} | 2025 ^{p/} |
|---|--------------------|--------------------|--------------------|
| Balance comercial de bienes - Trade balance | (2,691.9) | (3,125.5) | (2,752.5) |
| Exportaciones de bienes - Exports of goods | 6,688.3 | 6,836.5 | 7,981.3 |
| Mercancías generales según la BP (FOB) ^{1/} - According to the BOP (FOB) ^{1/} | 5,560.5 | 5,482.5 | 6,010.4 |
| Oro no monetario - Nonmonetary gold | 1,127.9 | 1,353.9 | 1,971.0 |
| Importaciones de bienes - Imports of goods | (9,380.2) | (9,962.0) | (10,733.8) |
| Mercancías generales según la BP (FOB) ^{1/} - According to the BOP (FOB) ^{1/} | (9,380.2) | (9,962.0) | (10,733.8) |

1/ : Incluye exportaciones e importaciones de la zona franca y otros bienes - It includes exports and imports from free zone and other goods.

p/ : Preliminar - Preliminary.

Nota - note : Según el sexto manual de balanza de pagos y PII del FMI - According to IMF balance of payments and IIP manual, 6th. edition.

Fuente - Source: DGA y MEM.

Exportaciones de mercancías (FOB) por productos - Merchandise exports by product (FOB)

(millones de dólares - millions of dollars)

| Productos - Products | 2023 ^{p/} | 2024 ^{p/} | 2025 ^{p/} |
|-------------------------------|--------------------|--------------------|--------------------|
| Total - Total products | 4,034.2 | 4,192.9 | 5,327.8 |
| Café - Coffee | 607.0 | 524.4 | 918.4 |
| Carne - Beef | 688.7 | 755.7 | 960.8 |
| Maní - Peanut | 127.6 | 120.4 | 107.3 |
| Ganado en pie - Livestock | 3.4 | 3.4 | 14.5 |
| Azúcar - Sugar | 193.3 | 238.6 | 165.9 |
| Oro - Gold | 1,127.9 | 1,353.9 | 1,971.0 |
| Langosta - Lobster | 44.3 | 69.9 | 86.6 |
| Lácteos - Dairy products | 274.2 | 236.8 | 236.9 |
| Camarón - Shrimp | 17.3 | 12.4 | 9.2 |
| Frijol - Beans | 155.2 | 129.0 | 125.1 |
| Banano - Bananas | 2.8 | 3.1 | 4.9 |
| Ajonjolí - Sesame Seed | 2.9 | 2.3 | 1.7 |
| Otros - Other | 789.7 | 742.9 | 725.7 |

p/ : Preliminar - Preliminary.

Fuente - Source: DGA.

Exportaciones de zona franca (FOB) por productos - Free zone exports (FOB) by products

(millones de dólares - millions of dollars)

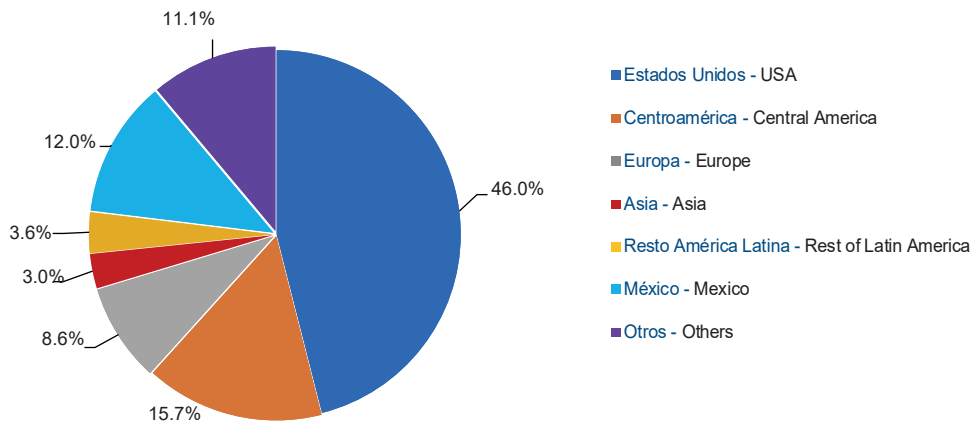
| Productos - Products | 2023 ^{p/} | 2024 ^{p/} | 2025 ^{p/} |
|---|--------------------|--------------------|--------------------|
| Total - Total products | 3,509.0 | 3,524.3 | 3,581.0 |
| Aceite de Palma - Palm oil | 59.0 | 71.5 | 49.1 |
| Arneses - Harness | 868.2 | 799.7 | 915.1 |
| Cartón - Cardboard | 11.3 | 9.2 | 10.9 |
| Forros para muebles - Furniture covers | - | - | 0.2 |
| Frutas y hortalizas - Fruits and vegetables | 45.8 | 49.6 | 58.0 |
| Banano - Banana | 29.5 | 29.6 | 30.6 |
| Miel de abeja - Honey bee | 1.1 | 1.2 | 1.2 |
| Pesqueros - Fishing | 108.8 | 71.1 | 46.6 |
| Tabaco - Tobacco | 413.5 | 421.8 | 431.7 |
| Textil - Textile | 1,916.6 | 2,012.8 | 2,001.8 |
| Otros - Other | 84.7 | 87.4 | 66.4 |

p/ : Preliminar - Preliminary.

Fuente - Source: DGA.

Exportaciones de mercancías más zona franca por países de destino, 2025 - Merchandise and free zone exports by countries, 2025

(porcentaje - porcentaje)



Fuente - Source: DGA y BCN.

Importaciones de mercancías por uso económico - Merchandise imports by economic use

(millones de dólares - millions of dollars)

| Conceptos - Concepts | 2023 ^{p/} | 2024 ^{p/} | 2025 ^{p/} |
|--|--------------------|--------------------|--------------------|
| Importación total (FOB) - Imports (FOB) | 7,693.2 | 8,283.1 | 9,027.2 |
| Importación total (CIF) - Imports (CIF) | 8,326.1 | 9,015.3 | 9,877.2 |
| Bienes de consumo - Consumer goods | 2,926.0 | 3,207.4 | 3,442.7 |
| No duraderos - Non-durable | 2,468.8 | 2,680.0 | 2,868.8 |
| Duraderos - Durable | 457.2 | 527.4 | 573.8 |
| Petróleo, combustibles y lubricantes - Oil and oil derivatives | 1,589.1 | 1,558.2 | 1,430.2 |
| Petróleo crudo - Crude oil | 556.5 | 554.6 | 554.3 |
| Combustibles y lubricantes - Fuels and lubricants | 911.1 | 876.6 | 738.7 |
| Energía eléctrica - Electricity | 121.6 | 127.0 | 137.3 |
| Bienes intermedios - Intermediate goods | 2,260.1 | 2,409.8 | 2,770.4 |
| Para la agricultura - For Agriculture | 510.2 | 567.5 | 586.4 |
| Para la industria - For Industry | 1,260.3 | 1,326.6 | 1,505.6 |
| Materiales de construcción - Construction | 489.6 | 515.7 | 678.4 |
| Bienes de capital - Capital goods | 1,546.2 | 1,833.6 | 2,223.5 |
| Para la agricultura - For Agriculture | 94.4 | 105.6 | 120.0 |
| Para la industria - For Industry | 747.2 | 798.9 | 1,068.6 |
| Equipo de transporte - Transport equipment | 704.5 | 929.1 | 1,035.0 |
| Diversos - Other goods | 4.6 | 6.2 | 10.4 |

p/ : Preliminar - Preliminary.

Fuente - Source: DGA y MEM.

Inversión extranjera directa en Nicaragua por sector de destino - Foreign direct investment in Nicaragua by destination sector

(millones de dólares - millions of dollars)

| Sectores - Sectors | 2023 ^{p/} | 2024 ^{p/} | 2025 ^{p/} |
|--|--------------------|--------------------|--------------------|
| Total - Total | 1,102.6 | 1,396.6 | 1,502.5 |
| Minería - Mining | 63.0 | 162.1 | 362.4 |
| Pesca - Fishing | 11.4 | 90.8 | (8.2) |
| Industrial - Manufacturing | 431.5 | 425.3 | 472.0 |
| Energético - Energy | 141.4 | 101.3 | 104.1 |
| Comercio y servicios - Commerce and services | 211.1 | 193.7 | 144.2 |
| Comunicaciones - Communications | 37.2 | 119.8 | 13.7 |
| Otros - Other | 206.9 | 303.7 | 414.3 |

p/ : Preliminar - Preliminary.

Fuente - Source: INIDE y BCN.

FINANZAS - FINANCE

Activos y pasivos de instituciones financieras reguladas - Assets and liabilities of regulated financial institutions

(millones de dólares - millions of dollars)

| Instituciones - Institutions | 2023 | | 2024 | | 2025 | |
|--|-------------------|------------------------|-------------------|------------------------|-------------------|------------------------|
| | Activos Assets | Pasivos Liabilities | Activos Assets | Pasivos Liabilities | Activos Assets | Pasivos Liabilities |
| Bancos comerciales - Commercial banks | 8,518.6 | 7,046.7 | 9,182.6 | 7,559.6 | 10,551.8 | 8,755.0 |
| Otras instituciones financieras ^{2/} - Other financial institutions ^{2/} | 622.7 | 439.9 | 743.1 | 528.1 | 841.1 | 597.9 |
| Puestos de bolsa ^{1/} - Brokerage firms ^{1/} | 11.1 | 2.0 | 11.8 | 2.6 | 12.8 | 3.6 |

1/ : Total de la industria - industry total.

2/ : Incluye financieras y microfinancieras - Includes financial and microfinance institutions.

Fuente - Source: SIBOIF y CONAMI.

Cartera de crédito de la banca al sector privado - Bank credit to private sector

(millones de dólares - millions of dollars)

| Conceptos - Concepts | 2023 | 2024 | 2025 |
|--|----------------|----------------|----------------|
| Cartera total - Total portfolio | 4,863.7 | 5,802.9 | 6,501.3 |
| Tarjeta de crédito - Credit cards | 398.1 | 521.9 | 641.1 |
| Agrícola - Agriculture | 463.2 | 495.4 | 471.9 |
| Comercial - Commercial | 1,802.3 | 2,065.3 | 2,203.0 |
| Ganadero - Livestock | 75.3 | 86.3 | 85.4 |
| Hipotecario ^{1/} - Housing mortgage ^{1/} | 567.3 | 596.7 | 646.1 |
| Industrial - Industrial | 637.5 | 783.4 | 943.0 |
| Personal - Personal | 920.1 | 1,253.9 | 1,510.8 |

1/ : A partir de dic-19, incluye la categoría Viviendas de Interés Social - As of Dec-19, it includes the category Social Interest Housing.

Fuente - Source: SIBOIF.

Tasas de interés de bancos comerciales^{1/} - Commercial bank interest rates^{1/}

(porcentaje - percentage)

| Tasas de interés - Interest rate | 2023 | 2024 | 2025 |
|---|------|------|------|
| Tasas pasivas - Deposit interest rate | | | |
| Córdobas - Cordobas | | | |
| Ahorro - Saving | 1.5 | 1.1 | 1.0 |
| Depósitos a plazo ^{2/} - Term deposits ^{2/} | 5.4 | 5.9 | 5.7 |
| Dólares de EUA - US Dollars | | | |
| Ahorro - Saving | 0.6 | 0.6 | 0.9 |
| Depósitos a plazo ^{2/} - Term deposits ^{2/} | 4.8 | 4.7 | 4.9 |
| Tasas activas - Lending interest rates | | | |
| Córdobas - Cordobas | | | |
| Corto plazo - Short term | 12.3 | 11.2 | 9.1 |
| Largo plazo - Long term | 6.3 | 9.6 | 15.6 |
| Dólares de EUA - US Dollars | | | |
| Corto plazo - Short term | 8.9 | 9.5 | 9.2 |
| Largo plazo - Long term | 11.3 | 10.1 | 10.5 |

1/ : Promedio ponderado del último mes de cada año - Weighted average of the last month of each year.

2/ : Incluye depósitos a plazo de 1, 3, 6, 9 meses, 1 año y más de 1 año - Includes term deposits of 1, 3, 6, 9 months, 1 year and more than 1 year.

Fuente - Source: Bancos comerciales - Commercial banks.

Transacciones bursátiles por emisor¹ - Stock exchange transactions by issuer^{1/}

(flujo en millones de córdobas y dólares - flows in millions of cordobas and dollars)

| Conceptos - Concepts | 2023 | | 2024 | | 2025 | |
|---|-----------------|--------------|-----------------|--------------|-----------------|--------------|
| | M/N | M/E | M/N | M/E | M/N | M/E |
| Emisión privada - Private issues | 256.0 | 25.6 | 0.0 | 33.1 | 0.0 | 25.7 |
| Primario - Primary | 225.1 | 21.7 | 0.0 | 27.7 | 0.0 | 21.0 |
| Secundario - secondary | 30.8 | 0.4 | 0.0 | 1.1 | 0.0 | 1.5 |
| Reportos - Repo market | 0.0 | 3.2 | 0.0 | 4.1 | 0.0 | 2.7 |
| Opcional - Options | 0.0 | 0.3 | 0.0 | 0.2 | 0.0 | 0.5 |
| Internacional - International | 0.0 | 0.0 | 0.0 | 0.0 | 0.0 | 0.0 |
| Emisión pública - Public issues | 41,839.8 | 768.6 | 29,439.1 | 187.9 | 43,055.2 | 390.1 |
| Primario - Primary | 40,413.2 | 583.0 | 28,850.9 | 25.3 | 41,720.3 | 226.9 |
| Secundario - secondary | 188.6 | 40.0 | 88.2 | 15.0 | 20.4 | 0.4 |
| Reportos - Repo market | 0.0 | 0.0 | 0.0 | 0.0 | 0.0 | 0.0 |
| Opcional - Options | 1,237.9 | 145.6 | 500.0 | 147.6 | 1,314.5 | 162.8 |

1/ : Datos acumulados a diciembre de cada año - Data accumulated as of december of each year.

M/N : Moneda nacional - Domestic currency.

M/E : Moneda extranjera - Foreign currency.

Fuente - Source: SIBOIF.

Tipo de cambio promedio de compra respecto al dólar de EUA - Average purchase exchange rate, with respect to the US dollar

| Monedas - Currency | 2023 | 2024 | 2025 |
|--|-------|-------|-------|
| Córdoba de Nicaragua - Nicaraguan Cordoba | 36.3 | 36.5 | 36.6 |
| Colón de Costa Rica - Costa Rican Colon | 540.7 | 512.0 | 500.5 |
| Colón de El Salvador - Salvadorean Colon | 8.8 | 8.8 | 8.8 |
| Quetzal de Guatemala - Guatemalan Quetzal | 7.8 | 7.7 | 7.7 |
| Lempira de Honduras - Honduran Lempira | 24.6 | 24.8 | 25.9 |
| Peso de República Dominicana - Dominican Republic Peso | 55.8 | 59.2 | 61.5 |

Fuente - Source: BCN, para Nicaragua - BCN, for Nicaragua.

: SECMCA, para el resto de países - SECMCA, for the rest of the countries.

Estructura funcional del gasto del Gobierno Central - Central Government expenditure by destination

(millones de dólares - millions of dollars)

| Conceptos - Concepts | 2023 | 2024 | 2025 |
|---|----------------|----------------|----------------|
| Total gastos - Total expenses | 3,398.9 | 3,799.2 | 4,141.7 |
| Gasto social - Social expenditures | 1,877.6 | 2,028.7 | 2,278.2 |
| Educación - Education | 650.8 | 685.0 | 669.0 |
| Salud - Health | 637.7 | 638.3 | 810.9 |
| Servicio social y asistencia social - Assistance and social services | 211.7 | 204.7 | 256.8 |
| Vivienda y servicios comunitarios - Housing and community | 319.5 | 436.4 | 477.8 |
| Servicios recreativos y culturales - Cultural and recreational services | 57.9 | 64.3 | 63.6 |
| Administración gubernamental - Government administration | 197.0 | 180.6 | 169.9 |
| Defensa, orden público y seguridad - Defense, public order and security | 401.2 | 404.8 | 452.2 |
| Servicios económicos - Economic services | 631.9 | 853.5 | 907.2 |
| Deuda pública, intereses y gastos - Public debt, interests and expenditures | 291.2 | 331.6 | 334.2 |
| Amortización - Amortization | 514.2 | 946.7 | 651.2 |
| Total gastos y amortización - Total expenditures and amortizations | 3,913.1 | 4,745.9 | 4,792.8 |

Nota - Note : La fuente primaria de los ingresos es el reporte de liquidación del presupuesto - The primary source of income is the Budget Liquidation report.

Fuente - Source: MHCP.

Ingresos del Gobierno Central^{1/} - Central Government revenues^{1/}

(millones de dólares - millions of dollars)

| Conceptos - Concepts | 2023 | 2024 ^{p/} | 2025 ^{p/} |
|--|----------------|--------------------|--------------------|
| Ingresos totales - Total revenues | 3,829.7 | 4,238.5 | 4,915.7 |
| Impuestos - Tax revenues | 3,550.9 | 3,957.0 | 4,569.2 |
| Sobre el ingreso y las ganancias - Revenues, income and capital gains | 1,610.6 | 1,760.2 | 2,115.2 |
| Sobre bienes y servicios - Taxes on goods and services | 1,791.0 | 2,023.0 | 2,243.6 |
| Impuesto al valor agregado - Value-added tax | 1,246.5 | 1,423.1 | 1,608.9 |
| Impuesto al valor agregado interno - Domestic value-added tax | 395.8 | 474.9 | 557.0 |
| Impuesto al valor agregado externo - External value-added tax | 850.7 | 948.2 | 1,051.9 |
| Impuestos selectivos - Excise tax | 544.5 | 599.9 | 634.7 |
| Impuesto sobre el comercio y transacciones internacionales - International trade and transactions taxes | 130.8 | 153.1 | 187.3 |
| Derechos de aduana y otros derechos de importación - Customs and other import duties | 130.4 | 152.6 | 186.8 |
| Otros impuestos sobre el comercio exterior y las transacciones - Other taxes on foreign trade and transactions | 0.4 | 0.5 | 0.5 |
| Otros impuestos - Other taxes | 18.5 | 20.6 | 23.1 |
| Otros ingresos no tributarios - Other non-tax revenue | 278.7 | 281.5 | 346.5 |

1/ : Manual Estadístico de Finanzas Públicas - 2001 - Public Finance Statistics Manual - 2001.

p/ : Preliminar - Preliminary.

Fuente - Source: MHCP - Ministry of Finance and Public Credit (MHCP).

TURISMO - TOURISM

Llegada de visitantes y hoteles - Visitor arrivals and hotels

(*número - number*)

| Conceptos - Concepts | 2023 | 2024 | 2025 |
|---|------------------|------------------|------------------|
| Llegada de visitantes - Visitor arrivals | 1,202,309 | 1,085,539 | 1,079,135 |
| - Visitantes del día ^{1/} - Day visitors ^{1/} | 115,583 | 131,372 | 132,156 |
| - Turistas - Tourists | 1,086,726 | 954,167 | 946,979 |
| Hoteles - Hotel | 1,044 | 1,076 | 1,125 |
| Habitaciones de hotel - Hotel rooms | 13,298 | 13,678 | 14,229 |

1/ : Incluye cruceristas y visitantes del día - It includes cruise passenger and day visitors.

Fuente - Source: INTUR.

Llegada de visitantes por tipo de transporte - Arrival of visitors by type of transport

(*número - number*)

| Concepto - Concept | 2023 | 2024 | 2025 |
|----------------------|------------------|------------------|------------------|
| Total - Total | 1,202,309 | 1,085,539 | 1,079,135 |
| Vía aérea - Airway | 653,336 | 462,917 | 394,541 |
| Marítima - Maritime | 8,101 | 612,820 | 14,219 |
| Terrestre - Land | 540,872 | 9,802 | 670,375 |

Fuente - Source: INTUR.

Principales regiones de procedencia de turistas^{1/} - Main regions of origin of tourists^{1/}

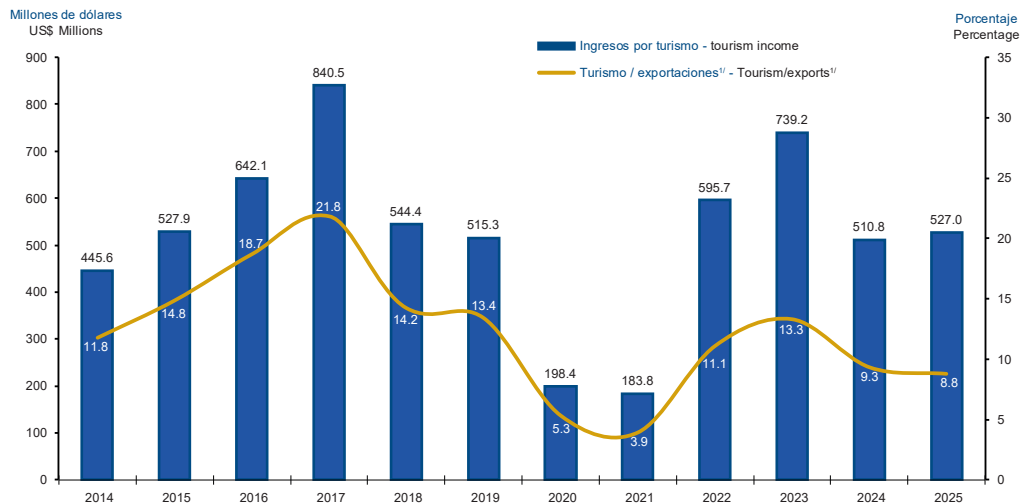
(porcentaje - percentage)

| Conceptos - Concepts | 2023 | 2024 | 2025 |
|-------------------------------------|------|------|------|
| Centroamérica - Central America | 31.6 | 44.8 | 52.9 |
| Norte América - North America | 25.1 | 30.3 | 30.8 |
| Europa - Europe | 9.1 | 8.6 | 7.9 |
| Sur América - South America | 3.7 | 2.1 | 1.8 |
| Resto del Mundo - Rest of the World | 30.6 | 14.3 | 6.6 |

1/ : Turistas que pernoctan - Overnight tourists.

Fuente - Source: INTUR.

Ingresos por turismo - Tourism income

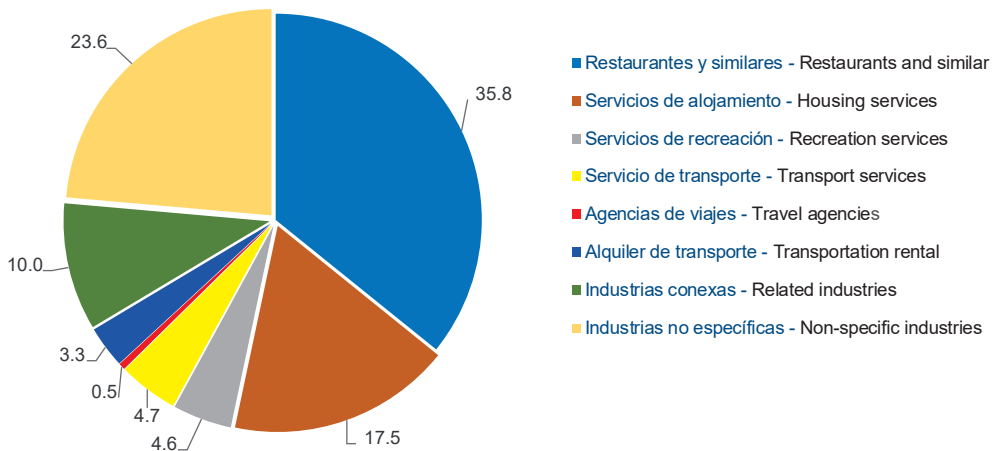


1/ : Corresponde a exportaciones totales de bienes - Corresponds to total exports of goods.

Fuente - Source: INIDE, DGA y BCN.

Composición del valor agregado turístico por actividad económica 2025- Composition of tourism value added by economic activity, 2025

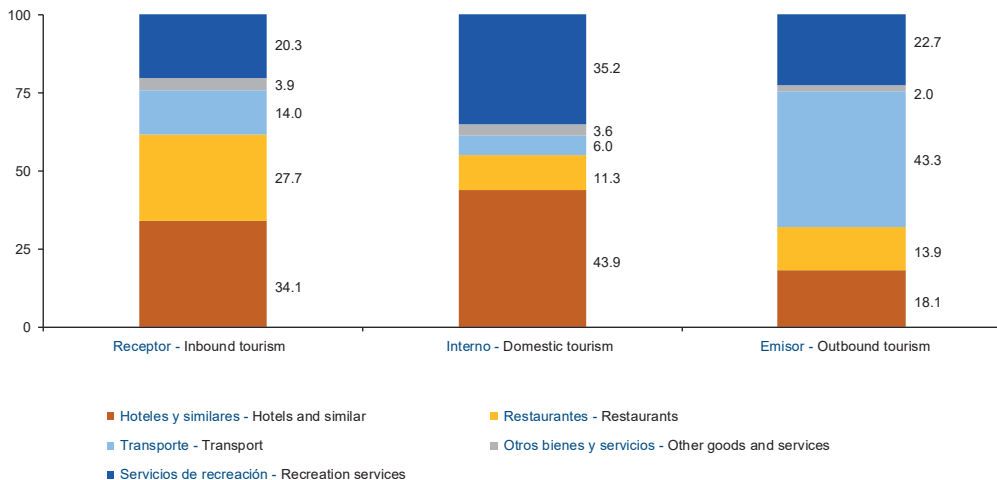
(porcentaje - percentage)



Fuente - Source: INIDE y BCN.

Estructura de consumo por tipo de turismo, 2025 - Structure of tourism consumption by type, 2025

(porcentaje - percentage)



Fuente - Source: INIDE y BCN.

CONSTRUCCIÓN Y BIENES RAÍCES - CONSTRUCTION AND REAL ESTATE

Área construida por destino económico - Built area by economic sector

(miles de metros cuadrados - thousands of square meters)

| Conceptos - Concepts | 2023 | 2024 | 2025 |
|----------------------|--------------|--------------|----------------|
| Total | 856.9 | 937.1 | 1,105.9 |
| Residencial - Houses | 627.8 | 577.9 | 707.8 |
| Comercio - Commerce | 70.9 | 118.9 | 133.3 |
| Servicio - Services | 106.3 | 162.9 | 168.6 |
| Industria - Industry | 51.9 | 77.4 | 96.3 |

Fuente - Source: INIDE.

Valor del área construida por destino económico - Building costs value by type of construction

(millones de dólares - millions of dollars)

| Conceptos - Concepts | 2023 | 2024 | 2025 |
|--|----------------|----------------|----------------|
| Total construcción privada - Total private construction | 753.3 | 903.0 | 1,075.8 |
| Residencial - Residential | 471.3 | 437.2 | 561.4 |
| Comercio - Commerce | 88.7 | 153.3 | 174.7 |
| Servicios - Services | 169.8 | 278.3 | 296.7 |
| Industria - Industry | 23.4 | 34.2 | 43.0 |
| Total construcción pública - Total public construction | 1,204.9 | 1,492.6 | 1,802.0 |
| Edificaciones - Buildings | 252.9 | 313.3 | 378.3 |
| Obras de ingeniería civil - Civil engineering buildings | 951.9 | 1,179.3 | 1,423.7 |

Fuente - Source: INIDE y BCN.

Inversión pública por sectores^{1/} - Public investment by sector^{1/}

(millones de dólares - millions of dollars)

| Sectores - Sectors | 2023 | 2024 | 2025 |
|--|--------------|----------------|----------------|
| Total | 934.6 | 1,291.3 | 1,522.3 |
| Agropecuario, forestal y pesca - Agriculture, livestock, forestry and fishing | 0.3 | - | - |
| Minería, industria, comercio y turismo - Mining, industry, commerce and tourism | 2.0 | 0.1 | 0.4 |
| Transporte - Transport | 399.0 | 612.2 | 711.5 |
| Agua, alcantarillado y saneamiento - Water, sewerage and sanitation | 131.8 | 101.2 | 78.7 |
| Energía - Energy | 42.3 | 145.1 | 167.0 |
| Telecomunicaciones - Telecommunications | - | - | 14.3 |
| Vivienda - Living place | 37.5 | 34.3 | 31.5 |
| Salud - Health | 90.6 | 52.1 | 108.8 |
| Educación - Education | 38.9 | 29.7 | 36.9 |
| Cultura, deportes y recreación - Culture, sports and recreation | 34.0 | 40.4 | 39.5 |
| Obras y servicios comunitarios - Community Works and Services | 140.3 | 250.3 | 292.3 |
| Protección, asistencia y seguridad social - Protection, assistance and social security | - | 8.5 | 27.5 |
| Administración del estado - State administration | 17.2 | 16.9 | 13.0 |
| Medio ambiente - Environment | 0.8 | 0.5 | 0.7 |

1/ : Tipo de cambio oficial promedio (C\$ x US\$) - Average exchange rate (C\$ x US\$).

Fuente - Source: MHCP - Ministry of Finance and Public Credit.

SERVICIOS PÚBLICOS - UTILITIES

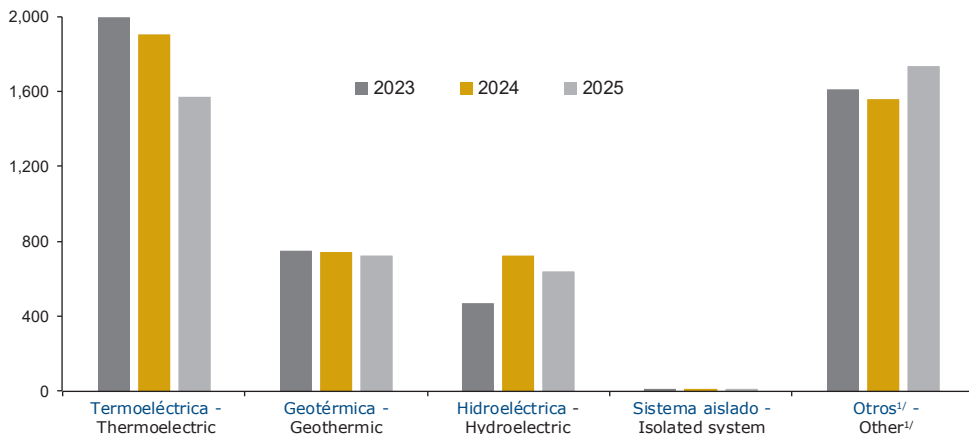
Consumo facturado de agua y electricidad - Billed water and electricity consumption

| Servicios - Services | 2023 | 2024 | 2025 |
|---|------------------|------------------|------------------|
| Agua potable (miles de m³) - Drinking water (thousand of m³) | 204,918.0 | 209,862.2 | 212,726.3 |
| Residencial - Residential | 168,378.0 | 171,979.4 | 173,833.7 |
| Comercial - Commercial | 21,319.3 | 22,677.9 | 23,618.4 |
| Industrial - Industrial | 517.7 | 447.5 | 473.4 |
| Gobierno - Government | 14,703.0 | 14,757.4 | 14,800.8 |
| Energía eléctrica (MWH) - Electricity (MWH) | 3,329.4 | 3,452.8 | 3,604.3 |
| Residencial - Residential | 1,390.1 | 1,478.9 | 1,540.9 |
| Comercial - Commercial | 923.3 | 973.5 | 1,020.5 |
| Industrial - Industrial | 748.5 | 751.3 | 764.1 |
| Irrigación - Irrigation | 123.2 | 104.0 | 124.6 |
| Bombeo - Water distribution | 15.2 | 14.8 | 14.9 |
| Alumbrado público - Street lighting | 129.0 | 130.3 | 139.4 |

Fuente - Source: INE y ENACAL.

Generación bruta de energía eléctrica - Gross electricity generation

(miles de megawatios horas - thousands of megawattshours)



1/ : Incluye generación de energía eólica - Includes wind power generation.

Fuente - Source: INE.

TRANSPORTE Y COMUNICACIONES - TRANSPORT AND COMMUNICATIONS

Carga transportada - Cargo transportation

(miles ton métricas - thousands metric tons)

| Conceptos - Concepts | 2023 | 2024 | 2025 |
|---|---------|---------|---------|
| Carga aérea internacional - International air cargo | | | |
| Embarcada - Loaded | 21.6 | 17.3 | 20.2 |
| Desembarcada - Unloaded | 11.0 | 13.9 | 14.3 |
| Carga marítima internacional - International sea cargo | | | |
| Embarcada - Loaded | 1,267.5 | 1,315.4 | 1,122.1 |
| Desembarcada - Unloaded | 4,136.0 | | |
| Carga acuática nacional - National water cargo | | | |
| Lacustre - Lakes | 262.5 | 313.4 | 431.6 |
| Atlántico - Atlantic | 28.8 | 44.9 | 63.8 |

Fuente - Source: MTI y EAAI.

Transporte de pasajeros - Passenger transport

(miles de pasajeros - thousands of passengers)

| Conceptos - Concepts | 2023 | 2024 | 2025 |
|--|------------------|------------------|------------------|
| Pasajeros transportados - Passenger carried | 143,192.3 | 150,704.8 | 156,984.2 |
| Terrestre - By land | 142,135.8 | 149,505.5 | 155,683.2 |
| Acuático - By water | 941.7 | 1,059.2 | 1,173.9 |
| Aéreo - By air | 114.8 | 140.1 | 127.0 |

Fuente - Source: MTI y EAAI.

Servicios Postales - Postal services

| Conceptos - Concepts | 2023 | 2024 | 2025 |
|--|---------|-------|-------|
| Postales (miles envíos) - Post (thousands) | 1,052.0 | 902.9 | 956.3 |
| Correo expreso (miles envíos) - Express post (thousands) | 18.1 | 9.5 | 7.4 |

Fuente - Source: Correos de Nicaragua - Nicaraguan post office.

POBLACIÓN - POPULATION

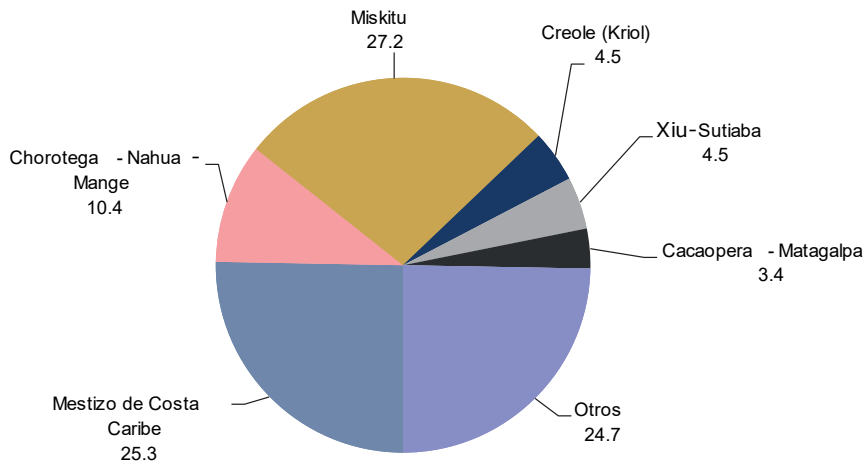
Población de Nicaragua por grupo de edades, 2025 - Population of Nicaragua by age group, 2025

| Edades - Ages | Total - Total | Hombres - Males | Mujeres - Females |
|---------------|------------------|------------------|-------------------|
| Total | 6,946,351 | 3,427,136 | 3,519,215 |
| 0 - 4 | 630,458 | 322,349 | 308,109 |
| 5 - 9 | 654,796 | 334,652 | 320,144 |
| 10 - 14 | 663,140 | 338,812 | 324,328 |
| 15 - 19 | 635,107 | 323,788 | 311,319 |
| 20 - 24 | 583,810 | 296,672 | 287,138 |
| 25 - 29 | 578,340 | 291,533 | 286,807 |
| 30 - 34 | 572,940 | 283,038 | 289,902 |
| 35 - 39 | 507,186 | 246,540 | 260,646 |
| 40 - 44 | 467,357 | 224,228 | 243,129 |
| 45 - 49 | 384,558 | 179,393 | 205,165 |
| 50 - 54 | 312,918 | 146,287 | 166,631 |
| 55 - 59 | 257,177 | 121,392 | 135,785 |
| 60 - 64 | 218,099 | 102,172 | 115,927 |
| 65 - 69 | 184,130 | 84,629 | 99,501 |
| 70 - 74 | 134,034 | 61,299 | 72,735 |
| 75 - 79 | 69,850 | 31,448 | 38,402 |
| 80 - y más | 92,451 | 38,904 | 53,547 |

Fuente - Source: INIDE, estimación y proyección de población nacional, por rango de edad - National population estimate and projection, by age range.

Población perteneciente a pueblos indígenas o comunidades étnicas - Population belonging to ethnic communities

(porcentaje - percentage)



Fuente - Source: INIDE, VIII Censo de Población y IV de Vivienda 2005 - VIII Population and IV Housing National Census, 2005.

Indicadores demográficos - Demographic indicators

| Conceptos - Concepts | Quinquenios - Five-year periods | | |
|--|---------------------------------|-----------|-----------|
| | 2010/2015 | 2015/2020 | 2020/2025 |
| Tasa bruta de natalidad - Gross birth rate | 23.2 | 21.0 | 18.9 |
| Tasa bruta de mortalidad - Gross death rate | 4.6 | 4.7 | 4.8 |
| Tasa de mortalidad infantil - Infant mortality rate | 18.1 | 15.9 | 13.9 |
| Tasa global de fecundidad - Fertility rate | 2.5 | 2.4 | 2.2 |
| Esperanza de vida al nacer (años) - Life expectancy at birth (years) | 74.5 | 75.7 | 76.7 |

Fuente - Source: INIDE.

FUERZA LABORAL - LABOR FORCE

Principales indicadores del mercado laboral - Main indicators of the labor market

(porcentajes - percentages)

| Conceptos - Concepts | 2023 | 2024 | 2025 |
|---|------|------|------|
| Nacional - National | | | |
| Tasa global de participación - Global participation rate | 67.3 | 66.8 | 66.0 |
| Tasa neta de ocupación - Net occupation rate | 96.6 | 96.9 | 97.3 |
| Tasa de desempleo abierto - Unemployment rate | 3.4 | 3.1 | 2.7 |
| Porcentaje de ocupados con subempleo - Underemployment as a percent of employed persons | 39.6 | 38.7 | 39.5 |
| Urbano - Urban | | | |
| Tasa global de participación - Global participation rate | 65.3 | 64.8 | 64.0 |
| Tasa neta de ocupación - Net occupation Rate | 95.8 | 96.3 | 96.8 |
| Tasa de desempleo abierto - Unemployment rate | 4.2 | 3.7 | 3.2 |
| Porcentaje de ocupados con subempleo - Underemployment as a percent of employed persons | 43.3 | 42.4 | 43.5 |
| Rural - Rural | | | |
| Tasa global de participación - Global participation rate | 70.6 | 70.0 | 69.3 |
| Tasa neta de ocupación - Net occupation rate | 97.9 | 98.0 | 98.0 |
| Tasa de desempleo abierto - Unemployment rate | 2.1 | 2.0 | 2.0 |
| Porcentaje de ocupados con subempleo - Underemployment as a percent of employed persons | 34.0 | 33.3 | 33.5 |

Fuente - Source: INIDE.

Afiliados al INSS según actividad económica - Social security members by economic activity

(*personas - persons*)

| Conceptos - Concepts | 2023 | 2024 | 2025 |
|---|----------------|----------------|----------------|
| Total | 790,888 | 802,814 | 816,275 |
| Agropecuario, silvicultura, caza y pesca - Agriculture, livestock, forestry and fishing | 65,162 | 61,547 | 60,836 |
| Minas y canteras - Mining and quarrying | 5,611 | 5,851 | 6,184 |
| Industria manufacturera - Manufacturing | 172,635 | 176,065 | 173,988 |
| Electricidad gas y agua - Electricity, gas and water | 8,298 | 8,548 | 8,730 |
| Construcción - Construction | 23,892 | 24,320 | 25,831 |
| Comercio ^{1/} - Commerce ^{1/} | 126,793 | 135,914 | 147,514 |
| Transporte y comunicaciones - Transport and communications | 38,897 | 38,005 | 40,310 |
| Establecimientos financieros ^{2/} - Financial activities ^{2/} | 77,389 | 80,992 | 84,499 |
| Servicios comunales, sociales y personales - Community, social and personal services | 272,213 | 271,572 | 268,383 |

1/ : Incluye comercio al por mayor, por menor, restaurantes y hoteles - It includes wholesale and retail trade, restaurants and hotels.

2/ : Incluye intermediación financiera y actividades inmobiliarias, empresariales y de alquiler - It includes financial intermediation, real estate, renting and business.

Nota - Note : Los datos corresponden al promedio del año - The data are the average of the year.

Fuente - Source: INSS.

Salarios promedios afiliados al INSS según actividad económica - Nominal average wage of social security members by economic activity

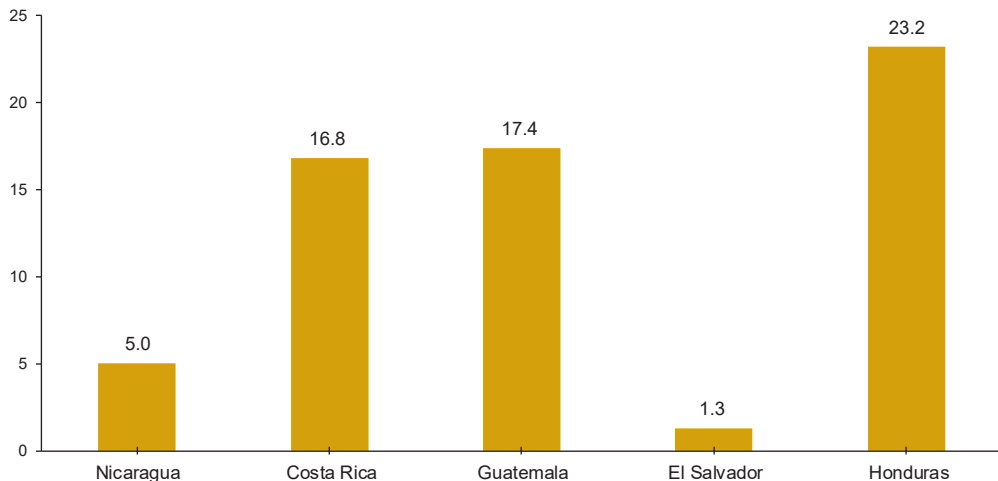
(córdobas - cordobas)

| Conceptos - Concepts | 2023 | 2024 | 2025 |
|--|-----------------|-----------------|-----------------|
| Salario promedio nominal - Nominal average wage | 13,991.1 | 15,068.8 | 15,877.2 |
| Agropecuaria - Agriculture and livestock | 8,891.3 | 9,762.0 | 10,461.2 |
| Minas y canteras - Mining and quarrying | 36,699.0 | 37,047.4 | 40,004.4 |
| Industria - Manufacturing | 12,419.0 | 13,442.0 | 14,221.2 |
| Electricidad, gas y agua - Electricity, gas and water | 22,274.7 | 23,416.0 | 23,814.9 |
| Construcción - Construction | 13,176.5 | 15,741.4 | 16,898.5 |
| Comercio - Commerce | 14,316.0 | 15,207.9 | 15,845.6 |
| Transporte y comunicaciones - Transport and communications | 19,119.6 | 19,444.4 | 19,746.0 |
| Establecimientos financieros - Financial activities | 17,056.2 | 18,148.4 | 18,864.4 |
| Servicios comunales, sociales y personales - Community, social and personal services | 13,811.2 | 14,938.6 | 15,769.4 |

Fuente - Source: INSS.

NIVELES DE SEGURIDAD - SECURITY LEVELS

Tasa de homicidios en Centroamérica 2025 - 2025 Homicide rate in Central America (porcentaje - percentage)



Nota - note : Tasa de homicidios por cada 100,000 habitantes - Homicide rate per 100,000 inhabitants.

Fuente - Source: Policía Nacional, para Nicaragua - National Police for Nicaragua.

: <https://www.statista.com/statistics/947781/homicide-rates-latin-america-caribbean-country/>, para el resto de países - /, for the rest of countries.

CALIFICACIÓN SOBERANA - SOVEREIGN RATING

Calificaciones y perspectiva de Centroamérica y República Dominicana - Sovereign ratings and outlook of Central America and the Dominican Republic.

| País - Country | Agencia - Agency | | | | | |
|---|-----------------------|-----------------------|-----------------------|-----------------------|-----------------------|-----------------------|
| | Moody's | | S&P | | Fitch | |
| | Calificación - Rating | Perspectiva - Outlook | Calificación - Rating | Perspectiva - Outlook | Calificación - Rating | Perspectiva - Outlook |
| Guatemala - Guatemala | Ba1 | Estable - Stable | BB+ | Estable - Stable | BB+ | Estable - Stable |
| Costa Rica - Costa Rica | Ba2 | Estable - Stable | BB | Estable - Stable | BB | Positiva - Positive |
| República Dominicana - Dominican Republic | Ba2 | Estable - Stable | BB | Estable - Stable | BB- | Positiva - Positive |
| Honduras - Honduras | B1 | Estable - Stable | BB- | Negativa - Negative | | |
| Nicaragua - Nicaragua | B2 | Estable - Stable | B+ | Estable - Stable | B | Estable - Stable |
| El Salvador - El Salvador | B3 | Estable - Stable | B- | Estable - Stable | B- | Estable - Stable |

Nota - Note : "Las calificaciones van desde 'AAA' hasta 'D'. El rango desde 'AAA' hasta 'BBB-' corresponde a grado de inversión (calidad crediticia de alta a media) y el rango desde 'BB+' hasta 'D' se considera grado especulativo (calidad crediticia baja) - The ratings range from 'AAA' to 'D'. The range from 'AAA' to 'BBB-' corresponds to investment grade (high to medium credit quality) and range from 'BB+' to 'D' is considered speculative grade (low credit quality)."

Fuente - Source: SECMCA.

Calificación crediticia soberana de Nicaragua - Nicaraguas sovereign credit rating

| Fecha | Moody's | | S&P | | Fitch | |
|-------------|-----------------------|-----------------------|-----------------------|-----------------------|-----------------------|-----------------------|
| | Calificación - Rating | Perspectiva - Outlook | Calificación - Rating | Perspectiva - Outlook | Calificación - Rating | Perspectiva - Outlook |
| 15/feb/2021 | B3 | Estable - Stable | | | | |
| 11/jun/2021 | | | | | B- | Estable - Stable |
| 23/jun/2021 | | | | | B- | Estable - Stable |
| 11/ago/2021 | B3 | Estable - Stable | | | | |
| 18/ago/2021 | B3 | Estable - Stable | | | | |
| 30/sep/2021 | | | B- | Estable - Stable | | |
| 31/mar/2022 | B3 | Estable - Stable | | | | |
| 02/may/2022 | B3 | Estable - Stable | | | | |
| 07/jun/2022 | | | | | B- | Estable - Stable |
| 17/jun/2022 | | | | | B- | Estable - Stable |
| 29/sep/2022 | B3 | Estable - Stable | | | | |
| 25/oct/2022 | | | B | Estable - Stable | | |
| 13/dic/2022 | B3 | Estable - Stable | | | | |
| 29/jun/2023 | | | | | B- | Positiva - Positive |
| 28/sep/2023 | B3 | Estable - Stable | | | | |
| 09/nov/2023 | | | B | Estable - Stable | | |
| 15/mar/2024 | B2 | Estable - Stable | | | | |
| 30/may/2024 | | | | | B | Estable - Stable |
| 23/oct/2024 | | | B+ | Estable - Stable | | |
| 04/mar/2025 | B2 | Estable - Stable | | | | |
| 23/may/2025 | | | | | B | Estable - Stable |
| 30/oct/2025 | | | B+ | Estable - Stable | | |

Fuente - Source: Fitch, Moody's, S&P.



www.bcn.gob.ni